

Registered Voters 3,565 - Total Ballots 1,324 : 37.14%

16 of 16 Precincts Reporting 100.00%

USD #361 Member - District #1

Number of Precincts	15	
Precincts Reporting	15	100.00%
Vote For 1		
Total Votes	834	
Jarrett Schmidt	806	96.64%
Jeff Parsons (W)	1	0.12%
Earl Nelan (W)	1	0.12%
Bobby Ash (Jr)? (W)	1	0.12%
Bill Sharkey (W)	1	0.12%
Write-in	24	2.88%

USD #361 Member - At Large

Number of Precincts	15	
Precincts Reporting	15	100.00%
Vote For 1		
Total Votes	1,107	
Donald E Gebers	353	31.89%
Juliana Whisman	752	67.93%
Write-in	2	0.18%

USD #361 Member - District #2

Number of Precincts	15	
Precincts Reporting	15	100.00%
Vote For 1		
Total Votes	1,138	
Jan Misak	732	64.32%
Beth Zahradnik	406	35.68%
Whisman (Juliana) (W)	1	0.09%

USD #511 Members At Large

Number of Precincts	3	
Precincts Reporting	3	100.00%
Vote For 4		
Total Votes	389	
Rogena Grigsby	118	30.33%
Jolene Peterson	114	29.31%
Brett Traffas	100	25.71%
Clay McDaniel (W)	29	7.46%
Stacey Fischer (W)	1	0.26%
Bret Ricke (W)	1	0.26%
Lyle Redgate (W)	2	0.51%
Philip Stan Payne (W)	1	0.26%
Kirk Rogers (W)	1	0.26%
Linda Robbins (W)	1	0.26%
Terry Miller (W)	1	0.26%
Kevin (R) Alexander (W)	2	0.51%
Sherry Grigsby (W)	2	0.51%
Nancy Trantham (W)	2	0.51%
Aaron Smith (W)	2	0.51%
Jamie Watts (W)	1	0.26%
Lori Ryan (W)	1	0.26%
Write-in	10	2.57%

USD #361 Member - District #3

Number of Precincts	15	
Precincts Reporting	15	100.00%
Vote For 1		
Total Votes	1,103	
Greg Bauer	680	61.65%
Kelsie Murphy	422	38.26%
Write-in	1	0.09%

Registered Voters 3,565 - Total Ballots 1,324 : 37.14%

16 of 16 Precincts Reporting 100.00%

Anthony City Commission Wards 1-4			
Number of Precincts	4		
Precincts Reporting	4	100.00%	
Vote For 3			
Total Votes	1,389		
Sherrie Eaton	481	34.63%	
Howard D Hatfield	210	15.12%	
Mary Hixson	423	30.45%	
Kenny Hodson, Jr	273	19.65%	
William Ewertz (W)	1	0.07%	
Eric Smtih (W)	2	0.14%	
Rebecca Carter (W)	1	0.07%	
Chris Duwe (W)	1	0.07%	

Bluff Mayor			
Number of Precincts	1		
Precincts Reporting	1	100.00%	
Vote For 1			
Total Votes	6		
Darrin Struble (W)	4	66.67%	
Barbara Scott (W)	2	33.33%	
Write-in	0	0%	

Attica City Council			
Number of Precincts	1		
Precincts Reporting	1	100.00%	
Vote For 3			
Total Votes	222		
Angie Alexander	66	29.73%	
Michael A Campbell	7	3.15%	
Randy Newberry	80	36.04%	
Philip Stan Payne	9	4.05%	
Harold (Jay) Spengler	31	13.96%	
Paul Calvert (W)	7	3.15%	
Taner Hayes (W)	8	3.60%	
Tye McDaniel (W)	3	1.35%	
Heather Fly (W)	4	1.80%	
Bret Ricke (W)	1	0.45%	
Mike Loreg (W)	1	0.45%	
Clay Dark (W)	1	0.45%	
Virginia Martin (W)	1	0.45%	
Kirk Rogers (W)	1	0.45%	
Buck Smith (Buckland) (W)	1	0.45%	
Austin Tompkinson (W)	1	0.45%	
Write-in	0	0%	

Bluff City Council			
Number of Precincts	1		
Precincts Reporting	1	100.00%	
Vote For 3			
Total Votes	20		
Tim Garancosky (W)	6	30.00%	
Andrew Kannenberg (W)	5	25.00%	
Kenneth Gerlets (W)	4	20.00%	
Hugh Davidson (W)	2	10.00%	
Darrin Struble (W)	2	10.00%	
Write-in	1	5.00%	

Danville Mayor			
Number of Precincts	1		
Precincts Reporting	1	100.00%	
Vote For 1			
Total Votes	3		
Wendy Booker	3	100.00%	
Write-in	0	0%	

Registered Voters 3,565 - Total Ballots 1,324 : 37.14%

16 of 16 Precincts Reporting 100.00%

Danville City Council		
Number of Precincts	1	
Precincts Reporting	1	100.00%
Vote For 5		
Total Votes	18	
Daniel Blanchat	4	22.22%
Pamela McCaslin	3	16.67%
Carl Thatcher	4	22.22%
Dave Thatcher	4	22.22%
Josh West (W)	3	16.67%
Write-in	0	0%

Harper Mayor		
Number of Precincts	2	
Precincts Reporting	2	100.00%
Vote For 1		
Total Votes	236	
Scott Blubaugh	213	90.25%
Greg Stierwalt (W)	1	0.42%
Rose Green (W)	1	0.42%
Tim Johnson (W)	5	2.12%
David Earls (W)	1	0.42%
Justin Kreidler (W)	1	0.42%
Write-in	14	5.93%

Harper City Council		
Number of Precincts	2	
Precincts Reporting	2	100.00%
Vote For 3		
Total Votes	666	
Eric Barker	204	30.63%
Douglas Murphy	114	17.12%
Clayton Snyder	135	20.27%
Brande Vogele	196	29.43%
Kelsie Murphy (W)	2	0.30%
Dallas Murphy (W)	2	0.30%
Tim Johnson (W)	1	0.15%
Dean Stevens (W)	3	0.45%
Bill Sanders (W)	3	0.45%
Charles McCann (W)	1	0.15%
Shawn Hicks (W)	1	0.15%
Glenn Barker (II, Sr) (W)	1	0.15%
Greg Stierwalt (W)	1	0.15%
Write-in	2	0.30%

Waldron Mayor		
Number of Precincts	1	
Precincts Reporting	1	100.00%
Vote For 1		
Total Votes	3	
Shirley Nelson	3	100.00%
Write-in	0	0%

Waldron City Council		
Number of Precincts	1	
Precincts Reporting	1	100.00%
Vote For 5		
Total Votes	4	
Michael Prichard (W)	4	100.00%
Write-in	0	0%

Election Summary Report
State of Kansas - Official City/School Election Ballot
County of Harper
Tuesday, November 5, 2019
November 5, 2019 General City School Election
Official Results

Date: 11/18/2019
Time: 11:03:38 AM
Page 4/4

Registered Voters 3,565 - Total Ballots 1,324 : 37.14%

16 of 16 Precincts Reporting 100.00%

Constitutional Amendment

Number of Precincts	16	
Precincts Reporting	16	100.00%
Total Votes	1,173	
Yes	548	46.72%
No	625	53.28%

Harper County Clerk
201 N. Jennings
Anthony, KS. 67003
Phone (620) 842-5555
Fax (620) 842-3455
Toll Free (877) 537-2110

STATE OF KANSAS, SS

General City/School Election – Tuesday, November 5, 2019


We the undersigned, Members of the Board of County Commissioners, and ex-officio Board of Canvassers for Said County, do hereby certify that the foregoing Abstract of Votes Cast at the General Election held in the precincts of said County on the above date, is correct as shown by the returns of said Election on file in the County Clerk's Office, and Canvassed by us this 18th Day of November, 2019

Witness Our Hands, this 18th Day of November, 2019:


Board of County Canvassers -



Brian Waldschmidt




Lee Adams



Carla Pence

Attest:



Ruth A Elliott
County Clerk



